




NEXCLAD 16

FACADES

NeXclad 16 is a single-skin, small module terracotta cladding system available in a variety of surface textures and boundless color possibilities. NeXclad 16 can be installed directly to wall sheathing or in a rainscreen application. Available with a variety of corner options – and exact field tile color matching for a harmonious finish.

This small module terracotta tile’s ease of installation provides an economical cladding solution – while preserving the integrity of the building’s design aesthetic.

STANDARD SIZE PHYSICAL CHARACTERISTICS

	PROFILE	CENTER TO CENTER MODULE (IN)	TILE SIZE (IN)	QUANTITY PER SQ FT	UNIT WEIGHT (LBS)	WEIGHT (LBS) PER SQ FT
	NeXclad 16	10.125" x 13"	10.75" x 16" x .875"	1.09	6.88	7.53

RAINSCREEN BENEFITS

- ◆ Improves structure life expectancy by protecting primary wall with second skin
- ◆ Energy savings
- ◆ Low maintenance costs
- ◆ Lightweight
- ◆ Can be installed year-round, in all weather conditions

TERRACOTTA PANEL ATTRIBUTES

- ◆ Warm, all-natural material provides superior aesthetics
- ◆ Variety of colors, textures, and sizes
- ◆ Color permanent façade
- ◆ Class A fire rated
- ◆ Sustainable material that will last 100 years
- ◆ Maintenance free

CERTIFICATIONS

- ◆ ASTM C67-07A Breaking Load Test (passed)
- ◆ ASTM C67-07A Efflorescence Test (passed)
- ◆ ASTM C67-07A Freeze Thaw Test (passed)
- ◆ ASTM C67-07A Water Absorption Test (passed)


NEXCLAD 16

INSTALLATION DETAILS



**RAINSCREEN
NEXCLAD
SYSTEM RAIL**

- 1 NeXclad
- 2 NeXclad system rail
- 3 Restraining clip
- 4 Insulation (rigid or mineral wool)
- 5 Air and moisture barrier
- 6 Exterior grade sheathing
- 7 Stainless steel fasteners
- 8 Air cavity
- 9 Nailable exterior grade sheathing



Rainscreen NeXclad System



Direct to sheathing NeXclad System



COLORS AND FINISHES

NEXCLAD 14 – NEXCLAD 16

NeXclad is available in a single through-body color with numerous glaze colors and finish texture applications. Terreal North America also has custom color capabilities to meet your design needs.

STANDARD GLOSS GLAZE




Clay Red




Midnight Black



Brookville Green



Royal Persian Blue



Mediterranean Blue

STANDARD WEATHERED GLAZE



Sunset Red




Beach Brown



Lava Black

STANDARD MATTE GLAZE



Matte White




Barcelona Buff



Desert Sand



Santiago Rose




Slate Red



Process Flash



Summer Rose



Burgundy




Bright Green



Vintage Green



Empire Green



Forest Green




Norman Black



Briar Brown



Aged Oak




Brunswick Black



Ebony



Ash Gray



Antiqued Pewter



Fireflash



Vechio



Anziani



Terra Cotta



Dark Terra Cotta



Villagio



Tuscany




Dark Tuscany



Provence



Sienna




Western Cedar




Earth Gray



Aged Cedar



Ebony Mist



Vermont Gray Black



Slate Gray



Montpelier Green



Mottled Green Purple



Plumstone




Antiqued Montpelier Green



Antiqued Slate Gray



Antiqued Brunswick Black



Strata Gray

AVAILABLE SURFACE FINISHES



Americana




Classic



Lanai



Williamsburg



Lexington Slate



Century Shake



LudoShake



LudoSlate